

PART 3:

PROTOCOLS

PREPARATION AND WHAT MEDS AND SUPPLIES FOR TREATMENT TO HAVE IN YOUR HOME NOW

A Jet Nebulizer;

Budesonide;

3% or 12% Food Grade Hydrogen Peroxide;

Ivermectin;

Hydroxychloroquine (HCQ) ;

Antibiotics - Azithromycin,; clarithromycin; doxycycline; (dexamethisone);

Aspirin

Zinc/Vitamins C&D3

ALL Required Supplements will be in Part 5.

ASPIRIN :

Dr Zelenko recommends having simple aspirin on hand because during the first 3 months of having COVID, and for the 3 months after getting the vaccines, many people are experiencing blood clots, heart attacks, myocarditis, strokes, and many other thrombosis related disorders. That is why I call it the "clot shot". Aspirin is a blood thinner and anticoagulant and is also used to prevent heart attacks and strokes. Dr. Zelenko recommends 325mg for an adult to prevent blood clots, or stop them from killing you. Maybe more if you are having severe clotting. The Dr. Bartlett protocol says to take 325mg while having symptoms or being ill and a low dose 81mg aspirin thereafter on his protocol. You can increase the dosage amount more if the 81 mg is too low.

*****NOTE: Tylenol is NOT recommended due to its negative effect on the liver. ONLY USE ASPIRIN. I hate fillers and we have allergies to colors, dyes, and preservatives, so I found two products that have no fillers other than corn starch. They are on Amazon and the names are PHARBEST (this is the one I ordered, 1,000 tablets @\$10.55) and the other is GeriCare (which is \$5 more for the exact same thing). These 2 brands are NOT enteric coated if you need that for your stomach. If so, then order a brand that is coated. Most doctors recommend the coating to get the aspirin into your system where it needs to go.**

Be careful taking aspirin if you are already taking other natural blood thinners (in supplement form or herbal), or if you are taking prescription meds that thin the blood. You either won't need the aspirin, or you won't need that particular supplement (whichever you choose), or you will need to adjust the dosages of one or the other if you are having clotting issues and want to combine them.

Some people are already on an aspirin a day low dose 81mg regimen for heart, and for other serious clotting issues. Aspirin is in the COVID protocols because COVID and the vaccines cause blood clots. So it would behoove you to have some on hand and ask if you should take it. (Doctor links are below so you can get a telemedicine appointment if you want to do that.)

Personally, I use natural blood thinners and clot dissolvers (Nattokinase, Serrapeptase, NAC), so for me, I would only take aspirin for an emergency, or if the other natural thinners were not sufficient for the job. You would stop the one and do the other if you do that. Information on those supplements are below in Part 5. There are many common supplements that contribute to thinning blood or preventing clots, so research whatever you decide to take because it all adds up. That is why I included some links with each one so you can read the research and make decisions easier. Fish oil for example, thins the blood. The level of clotting after vaccination requires immediate attention and will probably need more than just 325 mg dose of aspirin.

Aspirin is in all the COVID protocols as a preventive to avoid clotting, and as a treatment for emergency clotting. Note that this is 325mg while the common daily low dose for heart attack prevention is 81mg. If you do not want to buy both dosages, you can use the 325mg for daily low dose use by cutting them in quarters or to the size you need. Those pill cutters are inexpensive and available to buy. They come in very handy when you need to adjust a dosage. But first see if you are taking anything that would interact with it such as other blood thinners, both natural or perscription. If you are having clotting you need to get help, but having aspirin on hand could help avoid the clotting and sustain you until you can get help. You may just need a higher dosage. Check what it says in the different protocols. And look into getting a doctor through one of the sites in the links below. They can guide you through the process. If you get with one now you can avoid such a long wait to find one when you need one quickly. If you are like me and cannot get the phone app to work, you are going to have to find another way. Let me know what you find to make that happen.

BEFORE STARTING, KNOW THIS:

With all these new vaccine created variants, new treatments will be discovered and added, and the treatments already being used may be increased in dosages or used in combination protocols. That has already happened with many of the original protocols. Please keep sharing any new information on changes or new findings because it will be coming out for sure. Especially as the FDA and the CDC work to chase after these cures and stop them from being used because it hinders their ability to keep gaslighting us by saying the vaccines are the only answer. A proven lie. They have put so much money into this vaccine agenda that they have made it too big to fail in their opinion. It would stop their flow of continuous lifelong dependence on their "all year long for the rest of your life" vaccine protocols they have planned for "we, the people". Or should I say, slaves ?

FIRST THINGS FIRST:

GET A NEBULIZER NOW AND ORDER THE MEDS YOU CHOOSE TO HAVE ON HAND AHEAD OF TIME BECAUSE THE MEDS ARE HARD TO GET . BE PREPARED.

IT'S THE SUDDEN ACUTE RESPIRATORY REACTION LEFT UNTREATED UNTIL TOO LATE THAT IS KILLING MANY PEOPLE. A NEBULIZER IS THE # 1 REQUIREMENT TO HAVE ON HAND SO YOU CAN TREAT YOURSELF WITH A NEBULIZED STEROID AT THE ONSET WITH WHATEVER NEBULIZER

TREATMENT YOU CHOOSE FROM THE PROTOCOLS. THE EARLIER YOU START TREATMENT, THE BETTER.

A TABLETOP NEBULIZER, OFTEN CALLED COMPRESSOR OR JET NEBULIZER, IS BEST. DO NOT USE THE HAND HELD TYPE. IT IS NOT AS EFFECTIVE FOR THIS.

BUYING A JET NEBULIZER

You want to buy a jet nebulizer, NOT an inhaler. A jet nebulizer is not a brand name. It is the type of nebulizer. It converts liquid into an aerosolized mist. Some sets come with the mouthpiece only, so be aware of that when ordering the nebulizer. The masks can be ordered separately if they do not come with it. A lot of kits come with both. Mine did. The kit I got is in the link below along with others you can choose from since they are now in such high demand.

FOR COVID THE MASKS ARE RECOMMENDED INSTEAD OF THE MOUTHPIECES BECAUSE THEY GET THE MIST DELIVERED TO BOTH YOUR SINUSES AND YOUR LUNGS.

Note: a lot of YouTube instructional videos recommend the mouthpiece devices rather than using the masks because most people usually get nebulizers for common lung related conditions and the mouthpieces specifically target the lungs. Most of these videos online were made targeting asthma and COPD patients, etc, NOT COVID patients.

For COVID you want to target lungs AND sinuses.

If you watch the Youtube or Bitchute instructional videos, watch them only for learning how to breathe using the nebulizer, and for care of the nebulizer. They will tell you to use the mouthpiece unless you cannot hold it for some reason due to disability, but the protocols for COVID say use THE MASK, especially if using the Hydrogen Peroxide formulas. With the Budesonide, SINCE IT IS A STEROID, you want to make sure it does not hit your eyes. That is the main reason why the mouthpiece is used and recommended. The meds are steroids and can be harmful to the eyes. So if you use the mask with Budesonide so you can also target the sinuses, make sure the mask is fitted in a way so as not to allow it to hit your eyes. You won't have this concern, however, using the Hydrogen Peroxide for treatments.

A lot of kits have both a pediatric mask and an adult mask included in the same kit. There are links below for purchasing these. My kit that I ordered in the link below also had BOTH sized masks in the same kit. There are videos on YouTube and other video platforms that instruct on how to use the nebulizer with breathing tips you may not instinctively know. You pretty much breathe normally, rhythmically, and deeply without overdoing it and making yourself lightheaded.

BUDESONIDE VS. DILUTED FOOD GRADE HYDROGEN PEROXIDE

Prescription Med vs. Natural Alternative: Both Work - Your choice.

BUDESONIDE is a steroid. For COVID It is used for treatment ONLY when you have symptoms.

HYDROGEN PEROXIDE is the natural alternative to Budesonide. Your body makes it naturally and it is referred to as Nature's Antibiotic. You can use this both preventively as a maintenance protocol for any chronic illness or viruses once or twice a week for a couple of minutes each treatment, or for treatment when symptoms are present. There are different protocols listed below. This is my preferred treatment and preventative protocol.

I would get both the Budesonide and the Hydrogen Peroxide on hand STAT, because the way the CDC and FDA are going after all the meds that are effective and work, you will want the natural alternative on hand just in case they ban the budesonide like they are doing to the extremely effective Ivermectin and HCQ.

BTW: There is also a nebulized form of HCQ and Ivermectin ! I did not know that. For me it's new info as I researched this. You may have already known about it. But the HCQ and the Ivermectin may be harder to purchase due to all the government restrictions now placed on doctors who want to prescribe these two Nobel Prize winning meds.

The HCQ nebulized form is in the 4th Dr Zelenko link below in the article itself. It's called nebulized HCQ. Not sure where you would get it because I have not researched it yet. I have not seen a liquid form of it to nebulize (which does not mean there isn't one) so perhaps you dissolve the tablets in a saline solution, or distilled saline water, and nebulize it that way. Or maybe you follow the same mixture protocol as the 3% HP. NOT SURE. It's probably in the article. Maybe there is a prescription for a liquid form of it. The Ivermectin nebulized form is mentioned in the ebook by Dr. Levy below in the links. So research it first. What I do know is that all these nebulizer treatments that are in the protocols should be administered using a dilution made with 0.9% saline solution to avoid irritation. There is a very simple way to make that saline solution at home.

That said, my preferred treatment and prevention is the 3% Food Grade Hydrogen Peroxide because it can be used for COVID and ALL other viruses, ALL chronic conditions, and ANY OTHER illnesses and underlying conditions since it is an anti pathogen. It is basically useful for everything under the sun. There are clinics who have been using this treatment since the 1990's (and even long before). It works extremely well and hopefully it will protect you while solving many other chronic issues for you. Use the diluted Hydrogen Peroxide according to the instructions for both prevention as a prophylaxis and for treatment. Then you may not ever need the Budesonide (and can share it with someone else near and dear to you that could not, or did not, know to prepare).

If you are wary about using a natural alternative and feel better using a med, use the Budesonide if you are having symptoms, or start to have symptoms. You choose. The earlier you start treatment, whether natural or with prescription meds, the faster it

works. In all the clinical trials Budesonide and Hydrogen Peroxide have BOTH done extremely well at ANY point of the progression of COVID, but they work faster the earlier you start the treatment. And with earlier use you are less likely to have any lung tissue damage. Budesonide, like the Hydrogen Peroxide, heals the lung tissue and keeps it from long term damage. However, Hydrogen Peroxide leaves behind oxygen and water, two essential needs of your body to heal and stay healed. HP is my choice above all the treatments and preventions. Budesonide combined with Ivermectin if needed would be my second choice. Don't forget to rinse your mouth out after using the steroid Budesonide. You do not have to do that with the Hydrogen Peroxide.

I WOULD HAVE BOTH HP AND BUDESONIDE ON HAND. YOU NEVER KNOW WHEN ONE OR THE OTHER WILL GET BANNED, OR NO LONGER BE AVAILABLE WITH ALL THESE SUPPLY CHAIN "SHORTAGES".

HAVING BOTH ON HAND WILL GIVE YOU IMMEDIATE ACCESS WHEN NEEDED. Early treatment is key for controlling these variants that the vaccine spike protein is creating and proliferating. Early treatment has the fastest and most efficient success rate at stopping lung damage and scarring.

.
If you have both on hand you can use the natural alternative "MAINTENANCE Protocol" prophylaxis treatment of Hydrogen Peroxide for prevention when around others, or after having been exposed;

And use the "ACTIVE TREATMENT Protocol" of Hydrogen Peroxide if experiencing onset of symptoms, or at any point during the duration of contracting the illness.

Or, you can use the Budesonide FOR TREATMENT ONLY if you choose a med. My understanding is that you do NOT use budesonide as a prophylaxis, unless you use the nose spray form. That one can be used as a prophylaxis. But once you use it for actual symptoms, It starts to work immediately.

All of the doctors using the Budesonide protocol and the Hydrogen Peroxide treatment and prevention protocol have said they have not had any patients die, and all their patients have felt better starting with the first treatment. They usually do three treatments to eliminate symptoms if the symptoms are more advanced, and continue thereafter until totally well. Hydrogen Peroxide can also be done on a regular maintenance level protocol once or twice a week for a couple of minutes each to avoid getting sick. **HAVE BOTH THE BUDESONIDE AND THE NATURAL ALTERNATIVE (IN CASE YOU PREFER THAT).** If you run out of the budesonide, or cannot get it , you will have the natural alternative. **THEY BOTH WORK.**

THE BUDESONIDE NEBULIZER PROTOCOL - USE RESPULES

This Protocol is called "THE BARTLETT PROTOCOL". It is in the PDF link below.

Budesonide has been used on thousands of patients in clinical trials and the success rate is as close to 100% as you can get, even with comorbidities and starting it late in the

progression of COVID when the patient is on their last legs (or should I say breath). And the success rate is still ongoing. If I were to use a med, I would recommend this one, especially if you are having lung issues. I know people that have used it. It is considered the most effective med for covid and very safe. This med is the one to use for the acute respiratory attack. Even newborn infants use this. It has several generic names. Look for Respules. And get that nebulizer.

Just a note: Most doctors recommend using Budesonide for the lung part of the illness and the Ivermectin (or HCQ) for the rest of it. The lungs are often what gets hit first so a lot of people who get early treatment stop it from progressing throughout the body. Many have to use a multi-faceted approach and use both with the antibiotics to cover all bases.

Dosages and directions for The Dr. Bartlett Protocol using Budesonide are in the PDF link BELOW, so read that before ordering to figure out how much you will need for a complete course. And if you use the antibiotics, remember antibiotics must be taken for their complete course. So order enough of both. Take Note that all the protocols include an antibiotic and other anticoagulants. If you choose to use the meds, get those on hand also if you can. I suggest getting a couple of the different antibiotics listed in the protocols because they address different strains of bacteria that can develop, so if you have an allergic reaction to one, you can use the other. There are also natural antibiotic choices listed. From what I have researched in the PDFs, the antibiotics recommended for COVID would be the azithromycin, clarithromycin, doxycycline, and dexamethasone. Read which ones are for which symptoms, and which protocols are used in combination. I think the first 3 antibiotics that I named here are the most effective from what I have read. They all have generics.

THE NATURAL ALTERNATIVE NEBULIZER PROTOCOL TREATMENT AND PREVENTION DILUTED FOOD GRADE HYDROGEN PEROXIDE - "NATURE'S ANTIBIOTIC"

3% or 12% FOOD GRADE HYDROGEN PEROXIDE DILUTED IS YOUR NATURAL ALTERNATIVE TO BUDESONIDE OR OTHER NEBULIZED STEROID. These will be diluted in a saline solution depending on their starting HP % concentrations.

NEBULIZED HYDROGEN PEROXIDE PROTOCOLS:

Recipes and the different dilutions for the formula concentrations of HP are in the PDF articles and video demos in the links below. There are different opinions of the % of the Hydrogen Peroxide (HP) to use. Bottom line- it's your choice. They all work. They all work. It's a matter of preference and comfort level.

There is a CHART in the Mercola PDF article link that shows the solution dilution according to the percentage of the Hydrogen Peroxide you have on hand be it 3% or 12%. It is very easy to do and you can make it ahead of time and have enough to last a long time. The 3% is more stable than the 12%.

The Mercola protocol uses a starting solution of 12% food grade hydrogen peroxide concentration diluted with a pint (16oz) of homemade saline solution bringing it to a 0.1% potency. (See Video instructions below).

The Dr. David Brownstein protocol uses a starting solution of 3% food grade hydrogen peroxide in a 1/4 cup saline solution with a drop of iodine bringing it to a 0.04% potency. He advises this low potency because he found that high amounts can irritate veins in those who have phlebitis conditions. He found even the lower amounts still work well and are effective, but it can need a drop of iodine added to the solution or Vit C given by IV for some patients at this lower % amount.

*******The Levy protocol also uses the 3% food grade hydrogen peroxide concentration UNdiluted, OR an EQUAL PARTS dilution made with saline solution (50/50). If the 3% causes too much tingling in your sinuses, then dilute it incrementally to your comfort level. In the third interview video below with Dr. Mercola, Dr. Levy explains why he uses 3% and why it may feel uncomfortable at first. That is a particularly good video for information on this specific subject.**

DO NOT FORGET THAT YOU MUST USE 0.9% SALINE SOLUTION (MADE WITH DISTILLED WATER) TO DILUTE THE HP NO MATTER WHAT THE % HP YOU USE.

Ingredients for Hydrogen Peroxide nebulizer solutions:

- 1) FOOD GRADE (3 % or 12%) HYDROGEN PEROXIDE - NOTE: *****USE FOOD GRADE**
- 2) 0.9% SALINE SOLUTION - Either buy a sterile solution mixture or make your own using either Himalayan salt; Celtic sea salt (Note Celtic) ; or Redmond's Real Salt.**
- 3) AND A DROP OR TWO OF IODINE (optional). I use my nascent iodine.**

Since this HP treatment can be used as a prevention, I would practice with it starting with a low dose and see what you can tolerate. Dr. Mercola recommends only using when ill, but Levy and others use it preventively if they have chronic conditions once or twice a week for only 2-3 minutes each time. Treatment for illness is a little longer and more often as you will see in the instructions. Dr Levy says most people tolerate the 3% starting solution just fine. There can be a tingling sensation described which can be annoying if it is too much for you. If so, the recommendation in the protocol says to adjust the dilution of the mixture in increments until you can handle the 3%.

Use a starting solution of 3% or 12% FOOD GRADE HYDROGEN PEROXIDE ,depending on which protocol you choose is most comfortable for you. It will get diluted in the saline solution depending on the percentage of the HP. If you watch the videos below you will be more confident in knowing which to choose for you and how to adjust according to your needs.

There is a lot of good information on HP in the Mercola PDF link below you probably did not know, and I added a link to an article by Dr. Mercola which has a solution mixture chart with the different choices of starting solution percentages when mixing. The chart in the PDF makes it very clear how to mix the measurements. Mercola prefers to start with 12% HP solution to mix with the saline solution. Obviously it dilutes more when mixed thereafter down to 0.1% in his formula. Levy and Brownstein like the 3% Protocol.

The Levy PDF also suggests that besides the HP/Saline Solution mixture, you can use just saline solution by itself, if you are in need and cannot get HP. His dilution in the PDF uses equal parts 3% HP and saline solution. If you make your own saline, the water you use must be distilled. Some people have used saline water only, when they had no HP and they say it worked. Something is better than nothing, and if salt water kills viruses in your throat when gargling, why not in the lungs? The PDF article tells you how much to nebulize and what type of salt to use. The 3 salt types that are listed are Himalayan Pink Salt (obviously the fine grind); Celtic Sea Salt; or Redmond's Real Salt. Do not use table salt due to the artificial contents in it.

THIS Hydrogen Peroxide TREATMENT CAN ALSO BE USED AS PREVENTION A COUPLE OF TIMES A WEEK. It has been said to heal many other chronic health problems and other common illnesses. If you are well and have no chronic conditions then you do not need to do this, but some swear by it to stay in good condition and they do this once or twice a week for a couple of minutes. Watch the videos and read the articles and decide for yourself. It is not expensive to have on hand while you make a decision, and it can be used to clean and disinfect anything you have, if you choose not to inhale it for healing purposes.

In Dr. Levy's free ebook that you can download (I would recommend you do) he explains the process of Hydrogen Peroxide in full and gives options on dilutions and uses. It is VERY easy to do. It was written after years of research on the subject. Download the free ebook from the link below for directions on the many treatment options. It is well worth the read for so many chronic conditions and hopefully will keep you out of the hospital, and out of doctor and dental offices, since so many doctors affiliated with hospitals only seem to be lining up refusing services to the unvaccinated. You will be glad you read it. He has a lot of other good helpful info in the video also to offer. I like his approach and it can be tailored to your needs. Make sure you listen to the part about your gums ! There is a section about it in the free ebook. This HP treatment will benefit your heart, gut, eyes, and many other issues. The treatments could be life changing for you.

You DO NOT have to give your email address or any information on yourself, just download it. It is free. You will not end up on a mailing list. He wrote it so people could get treatment since government agencies are blocking everything that helps us. He even gives a gum treatment that has helped to heal and even restore gums. I have not tested that claim out yet, however, that certainly would impress me for sure. I am a little skeptical on that one. (Maybe he means for minimal loss.)

Read the Dr. Mercola PDF article. It has a lot of good information and it is not very long.

Aside from COVID, For those of you with persisting conditions like leaky gut. IBS, COPD, Cancers, Emphysema, any lung and heart conditions or vascular problems, etc. you will benefit greatly by using this Hydrogen Peroxide Protocol as a daily, or on and off once or twice weekly treatment for overall health. It not only heals. It also restores your tissues and organs. You can buy the ingredients for the protocol at the store and it is very inexpensive compared to the meds.

Dr. Mercola, Dr. Brownstein, Dr. Levy have all used this protocol on thousands of patients with 100% success rate. They said they have lost no patients.

AN EARLY PIONEER OF HYDROGEN PEROXIDE USE IN THE 1960'S

BILL MUNROE

****Take a look at the Bill Munroe Protocol link that has been used for many years for viruses. I have the link to the site to read all the information on this and the demonstration video. If youTube finds this and removes it, like they did the others, then go directly to the site link. The video is on the site. There is more info on the Munroe method at the link below. It has a demonstration of an effective quick method of prevention before going outdoors. HE USED IT EVERY DAY FOR 30 YEARS AFTER IT HEALED HIM OF LATE STAGE TERMINAL CANCER.

HERE IS THE LINK FOR THE SOLUTION DILUTION CHART COMPARISON FOR ALL 3 PROTOCOLS. THE CHART IS ON PAGES 6-7:

[PDF Dr. Mercola Interviews the Experts](#)

DR. MERCOLA VIDEO INTERVIEWS WITH INSTRUCTIONS:

DR. THOMAS LEVY - NEBULIZED HYDROGEN PEROXIDE INTERVENTION FOR VIRAL ILLNESSES, INCLUDING COVID-19.

WITH DIRECTIONS:

<https://www.bitchute.com/video/TKEoQsks2Bey/>

NEBULIZED PEROXIDE - INTERVIEW WITH DR. DAVID BROWNSTEIN WITH DIRECTIONS:

<https://www.bitchute.com/video/snqbaRL1GBrr/>

DR. MERCOLA PROTOCOL - NEBULIZED HYDROGEM PEROXIDE - STEP BY STEP INSTRUCTIONS

<https://www.bitchute.com/video/QoRi6bu3sMEV/>

ANOTHER NATURAL ANTIBIOTIC

This is for those of you who have asked and want to know about silver and nebulizing it.

SILVER

Silver is a natural antibiotic that has been used forever to treat cuts, burns, wounds and infections. It was used to preserve foods before refrigeration was invented. It can heal staph, MRSA, skin rashes, and other infections. I have used it successfully for years also as a hand and skin sanitizer, and internally for all sorts of ailments, especially colds, flu, and viruses.

There are silver sprays you can use orally and topically to protect your mouth, throat, and skin.

Liquid silver can be used in dropper form in sinuses, ears, and eyes, as a prevention, and for healing. You can take it orally when you feel sick.

Gargle with silver for sore throats. Especially good when you use a little salt water with it but it is not necessary.

There are also silver sprays to disinfect your hands when going out, and to use to disinfect grocery cart handles. But that can get pricey. I use 70% alcohol spray in a small bottle for grocery carts, and I keep the silver for anything I need to apply on my skin, because alcohol can be toxic on your body if used daily and often, so you do not want to use it too regularly on your hands. I do not want to waste my silver on carts or other surfaces. 70% alcohol is so much cheaper for that purpose. (Or you can use the regular 3% HP).

To clean home surfaces I use normal 3%Hydrogen Peroxide (or Vinegar for regular cleaning. I don't mix them. Not sure if they would interact with each other. I think they might, depending on how diluted it is).

Authentic good silver products really work well at killing germs and healing skin, gargling for sore throats, for earaches, eye infections, mouth sprays, and hand and skin sanitizer. You can also use silver on the inside of your nose, or sniff/spray up your sinuses before going out to prevent viruses from getting into your lungs, or to heal and stop various sinus conditions, etc. And you can take a dropperful or two orally when feeling sick to kill viruses and infections.

BUT A WORD OF CAUTION HERE. Q TIPS ARE TREATED WITH A TOXIC SUBSTANCE ETHYLENE OXIDE THAT IS CANCER CAUSING WHICH IS WHY I HAVE NEVER ALLOWED THEM TO SWAB MY NOSE WITH THEM. IMAGINE DOING SO EVERYDAY OR TWICE A WEEK. NOT TO MENTION THE TOXIC FIBERS THEY ARE NOW FINDING IN THEM WITH THE LIVE THINGAMAJIG" THAT MOVES AND KEEPS SHOWING UP UNDER A MICROSCOPE. ALL THIS STUFF COMES FROM CHINA SO HOW CAN YOU TRUST THE SAME PEOPLE RESPONSIBLE FOR CREATING THE VIRUS IN A LAB WITH MAKING ALL OUR

TESTING MATERIALS, AND WORSE, THE BLUEPRINT FOR THE VACCINES? EVERYTHING WE GET FROM CHINA IS DOUSED IN CANCER CAUSING CHEMICALS. NEED I SAY MORE? USE A DROPPER FOR YOUR NOSE.

DO NOT OVERDO SILVER EVERYDAY INTERNALLY, OR FOR LONG TERM. USE ONLY INTERNALLY IF SICK. TOO MUCH CAN AFFECT THE LIVER, ETC.

I have been asked about nebulizing silver. I have heard and read that some people do nebulize with silver.

I have NEVER done so.

I love it for topical and oral uses, and I have used it very successfully for that, but I have NEVER used it for nebulizing. It is a metal and what it would do inside your lungs I have no idea.

But from what I have read it says this:

1) FOR NEBULIZING USE ONLY COLLOIDAL SILVER OR SILVERSOL, AND NEVER USE MORE THAN 15-20PPM BECAUSE ANYTHING WITH A HIGHER PPM "CAN AGGLOMERATE IN THE LUNGS TO FORM LARGER PARTICLES". (Yikes !) That makes me hesitant. Why? Because of what #2 says....

2) USE ONLY A REPUTABLE BRAND. (WELL, EVERYONE CLAIMS TO BE REPUTABLE). And then there is #3...

3) SILVER CAN INTERACT WITH SOME MEDS SO THIS MUST BE CONSIDERED FIRST. That is true of most meds. And most mainstream allopathic doctors are uninformed about what in the natural alternative universe will interact, or not, with synthetic meds. Therefore they will all, almost always, say no and leave it in your court to take the med, or do your own thing. Unless they are of that rare breed that know about both allopathic and natural naturopathic options. That is how it is with most natural treatments, because medical school does not teach natural alternative approaches. Big Pharma subsidizes them so the reason for that is obvious. Truth be known, they are taught nothing about alternative treatments unless they take it upon themselves to learn about a treatment on their own. The allopathic doctors I have had have little to no knowledge of natural approaches. However, the ones that do are usually willing to work with you on adjustments. I have found one or two in my years of looking.

Now given all that, because of the extreme censorship of silver in regards to stopping or treating COVID, it does make me very suspicious that it may be working really well because they have systematically been removing every remedy that works to heal or protect. That is a red flag that something is working and they do not want that information out there. Silver kills all coronaviruses, so why not COVID?

I know for a fact that silver works to protect hands, sinuses, ears, eyes, and skin, and it works for gargling with if you have a sore throat or swollen glands. I have been using it for years for all of these and it has always worked with very quick results because it is an

antibiotic, anti-fungal, and anti-viral. **BUT I HAVE NEVER USED IT FOR NEBULIZING** . I am not sure what the particle size would do in the lungs. So this is where I would be careful, and why I have not even thought to nebulized with it. Some of you may have experience with it, or know more about this method of using silver than I do. I **HAVE** experienced its effectiveness using it orally, topically, and for all the other uses I metioned. So that is all I can tell you regarding nebulizing silver. For now I am sticking with the diluted Food Grade 3% Hydrogen Peroxide. (Or you may choose the 12% which requires the higher dilution.) It works and is much cheaper for this use. It is a mist and will not harm the lungs.

Another way you can use silver safely is in a Humidifier or in an Essential Oil Diffuser. Humidifying and diffusing deals mostly with your sinuses, eyes, and mouth, and can help lungs, but it does not go deep into lungs. Just stopping any virus at your entry points (eyes, ears, nose, mouth) before it gets to the lungs cuts down on the viral load and often even weakens it enough to stop it from being able to make you sick. Just add a few drops of silver to distilled water in the tank and inhale. And adding a drop or two of iodine to the tank really enhances the healing properties of it. It would also kill the viruses in the general area where the steam saturates. My guess is HP drops can be added also. Why not? I would not use them together though, without knowing their interaction. Use one or the other.

To get the treatment far into the lung tissue you must nebulize, and I think the 3% Food Grade Hydrogen Peroxide is safer because silver products vary so much depending on the manufacturer, and it's hard to know which ones would be safe for nebulizing. Many claiming to be colloidal silver are NOT colloidal. So unless the silver is made specifically for nebulizing, I would stick to the 3% HP for nebulizing. If anyone has experience with nebulizing silver safely let me know details.

These next products are the silver products I use. The link is below and they are very discounted right now because the inventor is liquidating them. The CDC is making it difficult for certain people they are targeting to sell anything that is beneficial. These silver products are VERY popular and this is one of the few places you can still get them now. This is the inventor's site. His silversol is patented and used by the military for a very long time. I have spoken several times to him and he has been doing this for years. He said authentic good grade silver never expires in its ability to kill germs. He just recently tested the silver in a bottle he has had for 18 years and it is still active ! (He keeps this bottle to test just for that prupose.) But by law they must always put a 3 year expiration date on it as they require with all supplements and natural alternatives. I did not know this. So you can stock up on the silver and not worry if it will expire before you finish it all. It won't. Because the CDC may ban silver soon. It is hard to get it in most places now because sellers are being harrassed by the CDC.

These products will work well for prevention and treatment:

Silver Bullet - Liquid Drops - use to gargle for sore throats, swollen glands, (works on contact). You can add a little salt water if you want more to gargle with. If you dilute it too

much it may not work on contact as well; for eyes; earaches; sinus drops or put drops up your sinuses before going for protection to lessen viral load or kill viruses.

Swish And Swallow Mouthwash and Gargle - Excellent as a preventative via the mouth; There is a small spray travel bottle to carry and use for mouth, or it can be used as hand spray sanitizer, to spray grocery cart handles carts or seat handles, etc. For handles and cart surfaces I prefer to carry a small bottle of 70% alcohol to use because it is so much cheaper and I do not want to waste my silver on cart handles. I use the silver on hands because alcohol can be toxic with so much use.

NOTE: He told me that this could be used to replace Silver Bullet if you cannot get that because the ppm is the same. However it is more diluted and it has mint in it. Mint is fine orally and even on hands. But I do not want mint in my eyes or ears or sinuses. So if you run out of silver bullet try their other gargle sold for pets. It has NO mint, but is the EXACT same formula.

Peebles Mouthwash - It's sold "for pets" but he told me that was only because it has no mint. Animals do not like mint. It is exactly the same ingredients as the "human" formula Swish and Swallow without the mint. So if you have no Silver Bullet, or you want something cheaper and you need something for eyes, ears, nose, etc. you can use Peebles. It's a mouthwash and gargle. Again, you can add salt water if you have a sore throat (opt.).

Silver Wound Gel - This is one of my favorites. It was developed for the military and is military grade. Stronger than the other Silver Skin face/body creme. It disinfects and heals. It last and keeps working for 3 days on skin unless you wash it off. So wash it off when you come home if you use it. This stuff speeds up healing very fast. I use a very small amount of this on my hands when I go out for protection instead of toxic hand sanitizers. You do not need much. It is for wounds, cuts, burns, anything skin related. The large size tube lasts a very long time.

Super Silver Skin Creme - Face and body creme. This is not as strong as the Silver Wound Gel but it is still sufficient. This is more of a skin repair and protectant. I use this on the face because the Silver Wound Gel is too much for the face. The skin creme is for face, and body. It has almost the same level of protection as the Silver Wound Gel. I use the Silver Wound Gel in a very small amount for hands when going out, and the skin cream in even smaller amounts for the face because my son, who has autism, touches his face a lot and puts his hands in his mouth all the time. You do not want the wound gel going in your mouth on a constant basis.

The Super Silver Whitening and SuperBlue toothpastes are their best sellers. I alternate and use both of the silver toothpastes offered there. One has iodine added and the other does not.

The link to order these is below. Many sites (except Amazon- go figure) are having to "liquidate" the silversol and silver products this man sells because the CDC is trying to

confiscate all silver products now. Since COVID, nothing other than the "vaccine" is allowed to be used to help you. Silversol is patented because it is a known antibiotic/anti-fungal healing cure for viruses and infections. Seriously crazy stuff going on with the banning of useful and effective products now.

SILVER PRODUCTS LINK:

<https://www.healthyhappybodycare.com>

ORDER WHAT YOU CAN ASAP.

Recent reports have come out that the present administration is now aggressively trying to block all imports of these prescription treatments at customs to stop their access for use. I think that starts in November. People cannot get them here in this country anymore due to the CDC blocking them from sale and pharmacies being ordered to not allow doctors to fill the prescriptions, so everyone is ordering from overseas where most of these meds are made anyway. Many of these overseas pharmacies require no prescription because these meds are very safe and have been sold as over the counter meds for decades. Especially Ivermectin and HCQ which are having great success all over the world and are considered the safest of drugs. These have been OTC meds for eons and used in many counties as weekly medicine for malaria with no side effects. Interestingly enough, countries where they use HCQ as a weekly med their COVID numbers are almost non-existent. Big Tech and Big Pharma working through the UN and the CDC have joined forces to block all treatments because they are both invested in each other and the vaccine mandates.

NOTE: Not every state is participating in blocking the meds so I am not sure if that means yours could get by. Mine did, but I heard others did not. But they did not live in PA. That was was.....wait for it.....Illinois ! Chicago, to be exact. So no surprise there. I have noticed the two places overseas that I used did not send them in boxes easily recognized as meds. They are aware of this and maybe that is why they are sending things in normal unmarked boxes.

The governments that are under the control of Big Pharma bankers are blocking treatments worldwide, with the exception of India, China, Japan, Russia, a lot of the Middle Eastern Arab countries, and a handful of South American countries. These countries are not mandating vaccines and have stopped many of the vaccines in their countries due to the alarming high number of deaths and severe permanent side effects. Instead they are giving an Ivermectin/HCQ/antibiotic combo pack to every citizen, and since doing so, they have seen their COVID numbers plummet and become almost non-existent and still stay that way ! While the USA and other western countries like Canada, Australia, the UK, Europe, and Israel, that are controlled by and all beholden to Big Pharma, refuse to do so. Tells you right there which countries Big Pharma and the UN controls and is targeting. They are crippling and taking out the western countries most resistant to communism and totalitarianism. All the countries using the vaccine only approach, and the remdesivir/ventilator only protocol, have seen COVID numbers spike straight through the roof and death rates more than double than when the original outbreak occurred. Despite the effort to cover up the results, studies are now showing that

the vaccines are causing the variants and the spikes. Exactly what all the top scientists and doctors warned of over a year ago.

I've never seen anything like this push to stop treatments for any epidemic or pandemic in past medical history. Something is amiss when treatments discovered and used to treat hundreds of thousands with great success by the top doctors in their fields, are then banned and blocked from use allowing hundreds of thousands to die for the sake of a forced vaccination mandate.

So now most people are getting these safe, very effective, decades old, tried and trusted, nobel prize winning meds from sites not requiring a prescription, almost all of which are overseas, and have operated for years selling these meds because ALL OF THEM are OVER THE COUNTER meds and have been considered among the most safe to use for decades. Decades ! Even having nobel prizes awarded for the meds and to the doctors who developed them. So why the sudden claim of harm? The mandatory vaccine only agenda is killing people.

GET IVERMECTIN AND HYDROXYCHLOROQUINE (HCQ) WHILE YOU STILL CAN.

IN ADDITION TO BUDESONIDE AND 3% FOOD GRADE HYDROGEN PEROXIDE, YOU SHOULD GET IVERMECTIN AND HYDROXYCHLOROQUINE (HCQ). You want the budesonide to nebulize for your lungs if needed. The other two meds prevent and treat the overall illness and the infection, and you may find that you do not need the budesonide using the other two, or vice versa. Many of the protocols use a combination of two or all three of these meds to address the different complications that can arise in people with numerous comorbidities. But the minute you experience difficulty breathing it would behoove you to have a steroid or the natural alternative steroid on hand (3% or 12% HP) to start nebulizing right away to stop it from its progression into your lungs and elsewhere.

And remember, if you have nothing else on hand, try the 0.9% saline solution mixture to nebulize. Like you would gargle with salt water at the onset of a sore throat. But use distilled water and either Celtic sea salt, Himalayan salt, or Redmonds Real Salt. Follow the salt solution recipes in the protocol links. I would add a drop or two of iodine to the saline solution if you have it to strengthen the solution.

Nebulizing gets into the lungs faster and more efficiently. It deals with the micro clotting in the lining of the lungs. When ordering be careful to look for "respules" to nebulize, NOT the inhaler. However, if you have nothing else, go for the inhaler or the steroid pills until you do. (You could use the Hydrogen Peroxide while waiting to fill an order. Get some to have on hand.) Anything is better than nothing. But nebulizing using the respules gets down into the lungs tissue more efficiently than using an inhaler would. Some people have had success using sprays and inhalers when nothing else was available. It just took longer. If you are older or have comorbidities get as much as you can to have on hand because a lot of this will not be available, especially with the manipulation of the supply chain "shortages".

DO NOT WAIT TO GET THESE BECAUSE YOU WON'T FIND A DOCTOR WHO CAN GET IT LAST MINUTE, IF AT ALL. SO DO YOURSELF A FAVOR AND GET IT ON HAND NOW. AND GET ALL THE OTHER OPTIONS IN CASE THEY REMOVE THESE FROM SALE.

STEROID TABLETS

IF YOU CANNOT GET THE NEBULIZED FORM OF A STEROID LIKE BUDESONIDE, THERE IS ALSO PREDNISOLONE TABS (THE ACTIVE FORM OF PREDNISONE) THAT YOU CAN TAKE. I HAVE SEEN THAT PARTICULAR STEROID PRESCRIBED IN THE PROTOCOLS.

Read the protocols first, make a list to compare them, and figure it out, if your doctor will not help you. Get whatever you can on the protocol lists and make a plan to have at hand.

Along with the Ivermectin, the HCQ, and Budesonide, you may want to have on hand these antibiotics from the protocols:

Azithromycin; clarithromycin; doxycycline; (and dexamethisone) for the differnt needs you may develop.

I would ask a doctor first, if you are blessed enough to have one, or know one that will work with you. I have not found one yet in the system who is willing to go against the hospital mandates, even though they know you are allergic to vaccines and have had SEVERE, NEAR DEATH adverse reactions to them in the past and were warned never to take them again. So finding a doctor not controlled by the system is easier said than done with the inexplicable "one size fits all" mandates now in place.

Thousands of doctors who refuse to be a part of this global tryanny forcing a one size fits all mandate of treatment that does not work, have formed alliances online, and are joining forces to form private group practices together, in order to help people get the treatment and help they need. Those websites and links are below to get a telemed doctor, but they are in such great demand that they can be overwhelmed with the shear number of calls coming in on a daily basis from all over the country. Their numbers are quickly growing though, so give them a try.

I still suggest getting whatever meds you can get ahead of time, even if you cannot contact a telemed right away, because the blocking of access to the meds applies even to them, so it will take them time to get you what you need. They do not take insurance for obvious reasons so the place they would use that require a prescription will cost you far more than the links below I used to get mine. I used those two pharmacies because they were legit and they had customer service that worked and did not require a prescription. I knew people who used the inhousepharmacy so I used that one first. It took a long time (It was in Australia where they are being scrutinized) but it did arrive. The other place (Reliable Rx Pharmacy) I found was in India where most of these products are manufactured, and it had a very high rating. It turned out to have quicker and better service and they update you every step of the way.

In the meanwhile, GET PREPARED AND RESEARCH AND READ EVERY PROTOCOL. BE FAMILIAR WITH THEM. Ask people you know who have used them if you can. Or save yourself the time and call the doctor websites in the links below and let them help you put it all together if you feel you need help and can afford it. The more you read them, the more they will be easier to understand.

AND EVEN IF YOU CAN GET THE BUDESONIDE, IT COULD GET BANNED FROM SALE, SO I WOULD STILL GET THE NATURAL NEBULIZED 3 % or 12% FOOD GRADE HYDROGEN PEROXIDE PROTOCOL.

It works for colds, flu, pneumonia, viruses, lung conditions. gut issues. gum disease, heart problems, vascular issues, and on and on. It could keep you out of a doctor or dental office in flu season. I used a form of this in my "before nebulizing years" with the old tried and true "head held over a pan of steaming water with a towel over your head" technique. Back then you added a little HP to the steaming pan of water and under the towel tent you went. Not as efficient as a nebulizer, but it worked okay for ending flu and colds and kept them from becoming a respiratory disaster. Again it is about lessening viral load and killing off what you can before it gets to your lungs.

So get a nebulizer now. I know I keep repeating that, but it is important because of the severity of the attack on the lungs with the acute sudden onset respiratory attack that can happen. Links are below where to buy them. (It is not Amazon.)

HYDROGEN PEROXIDE MIXTURE DIRECTIONS

LINKS :

THIS LINK HAS THE TREATMENT RECIPE-

The title page says: "HOW TO PREPARE YOUR NEBULIZING SOLUTION"

On pages 6-7

[PDF Dr. Mercola Interviews the Experts](#)

Page 10 of Mercola link above - Has the HP waterpick protocol for gums

EBOOK Link:

Page 11 - Has the download link for Dr. Levy's free ebook about HP and all its uses. No email required. Its totally free. <https://rvr.medfoxpub.com/>

[Nebulized Hydrogen Peroxide — A Simple Remedy for COVID-19 ...](#) - Nebulized peroxide basics

[Nebulized Peroxide — A Simple Remedy for COVID-19 ...](#)

[Dr Mercola; Nebulized Peroxide — My Favorite Treatment ...](#)

BILL MUNROE METHOD HYDROGEN PEROXIDE INHALATION - READ THIS article. This method is good for other issues also. This link has Video instructions for inhaled 3% HP. Munroe died in 2014. In his 60's he had cancer and was told he would not survive past a few months. He researched and came up with this 3% HP treatment which he sprayed and inhaled throughout the day. This was before anyone thought to nebulize it. The simple treatment he discovered and developed worked so well that Bill Munroe lived 30 more years cancer free. This was after they gave him a death sentence of 3 months. He used his 3% HP UNdiluted spray everyday. You can read about it on the site link.

NOTE: This Munroe method was used long BEFORE the nebulized version. You should use nebulized HP for COVID . The reason it is diluted when nebulized is because when nebulized it goes directly into lung tissue which is very delicate. The Munroe method is not diluted and is sprayed into the mouth and inhaled through quick strong breaths to force it up sinuses. Not nebulized directly into the lungs. A much different delivery system. (Better than nothing though, if you cannot get a nebulizer or the 3% food grade HP.) I would use FOOD GRADE as much as possible because it does not have the chemicals added, and when Munroe came up with this method, food grade HP was NOT available at that time and it definitely was not nebulized. It is now. It is still up in the air if regular non-food grade HP may damage lungs due to nebulizing something chemically processed. Food Grade is edible and not chemically processed. I would use food grade if you can get it. As Mercola and Levy say in the videos, if you are in a position where you cannot get the food grade HP then use the 3% regular type because you are not using it on a daily basis long term. Keep the other regular cheaper non-food grade HP for sterilizing objects and cleaning around the house.

LINK with onsite demo video; Bill Munroe Method

https://www.earthclinic.com/remedies/hydrogen_peroxide_inhalation.html

HERE IS DR. BROWNSTEIN'S WRITTEN DIRECTIONS FOR HIS PROTOCOL. IT IS ALSO IN THE MERCOLA PDF COMPARISON CHART. THAT ONE IS EASIER TO READ AND HAS THE CONVERSION INTO US MEASUREMENTS. They are both the same recipes.

DIRECTIONS FROM: [Dr. Brownstein's Blog on How to Nebulize • StevenYager.org](#)

For Daily Maintenance with NO Infection:

5 CCs (5 ml) 0.9% Saline Solution

1 CCs (1 ml) 3% Food Grade Hydrogen Peroxide

Nebulize until Metered Bowl is Empty

Once per day.

For people with Asthma or High Blood Pressure:

3 CCs (3 ml) 0.9% Saline Solution

0.43 CCs (0.43 ml)(11 Drops) 3% Food Grade Hydrogen Peroxide

Nebulize until Metered Bowl is Empty

Once per day.

Delicate Lungs:

3 CCs (3 ml) 0.9% Saline Solution

0.21 CCs (0.21 ml)(5 Drops) 3% Food Grade Hydrogen Peroxide

Nebulize for 10 minutes

Once per day.

Note:

11 Drops from an eye dropper is approximately 0.43 CCs or 0.43 ml.

Given that the overall mass of 3% Food Grade Hydrogen Peroxide rarely changes.

1 drop is in fact a Scientific Measurement.

All drops are the same mass.

People with asthma should be aware that this treatment will cause excessive coughing

and that is normal for them.

People with high blood pressure are prone to nose bleeds, hence the reduced H₂O₂.

WHERE TO ORDER NEBULIZERS

QUIET, DURABLE MACHINES:

<https://www.medcaresupply.com/John-Bunn-Neb-u-Lite-EV2-Nebulizer-Compressor-p/JB0112-090.htm>

<https://onlynebulizers.com/collections/nebulizer-systems/products/medquipneb>

<https://onlynebulizers.com/collections/nebulizer-systems/products/pacificaeliteneb>

I bought this one: [https://www.healthproductsforyou.com/DeVilbiss Traveler Portable Compressor Nebulizer System](https://www.healthproductsforyou.com/DeVilbiss-Traveler-Portable-Compressor-Nebulizer-System)

<https://www.healthproductsforyou.com/p-respironics-innospire-essence-compressor-nebulizer-system.html>

<https://www.healthproductsforyou.com/p-respironics-innospire-elegance-compressor-nebulizer-system.html>

<https://www.vitalitymedical.com/omron-ne-c801-compair-compressor-nebulizer.html>

WHERE TO BUY SALINE SOLUTION (CHECK PDF'S FOR HOW TO MAKE YOUR OWN)

Saline 3% <https://www.amazon.com/RSV-Hypertonic-Saline-3-BRONCHIOLITIS/dp/B079GR8C6T>

SALINE 0.9% : <https://www.amazon.com/gp/product/B002YRY3HI> - Mercola recommends using 0.9%

PROTOCOLS: IVERMECTIN AND HYDROXYCHLOROQUINE

THESE ARE THE SITES WITH PDF'S FOR THE PROTOCOLS USING IVERMECTIN, HYDROXYCHLOROQUINE, AND BUDESONIDE:

IVERMECTIN AND HYDROXYCHLOROQUINE AND BUDESONIDE ARE THE THREE MEDS BEING USED TO TREAT COVID SINCE THE BEGINNING BY DOCTORS IN MAJOR HOSPITALS WHO ARE KNOWN FOR RESEARCH STUDIES AND CLINICAL TRIALS.

LINKS - BUDESONIDE / IVERMECTIN / HCQ:

DR. BARTLETT

[Budesonide Works](#) This is considered the best treatment for the sudden onset of acute onset respiratory illness that can force you into the hospital or cause death. Use this early and that will most likely solve your problem. This med has worked even very late in the development of the illness.

DR. BARTLETT - Printed PDF

PDF OF BUDESONIDE PROTOCOL: USE THIS PRINTED SET OF DIRECTIONS TO FIGURE OUT HOW MUCH YOU WILL NEED TO PLACE AN ORDER.

****[PDF Dr. Bartlett's Suggested Full Treatment Protocol for COVID 19](#)

IVERMECTIN AND HYDROXYCHLOROQUINE - DR. VLADIMIR ZELENKO

[Treatment Protocol - Dr. Vladimir Zelenko MD](#)

[Prophylaxis Protocol - Dr. Vladimir Zelenko MD](#)

Natural Alternative Treatment to Ivermectin/HCQ

[Quercetin and Zinc: Zelenko Treatment Protocol \(September ...](#) ***This is your natural alternative if you cannot get the Ivermectin or Hydroxychloroquine (HCQ)

[Zelenko Protocols: COVID-19 Prophylaxis and Treatment 2021](#) - Nebulized Hydroxychloroquine. I did not even know there was a nebulized form of HCQ until now.

[PDF Zelenko Covid-19 Prophylaxis Protocol - UTRGV](#)

DR. LEE MERRITT: PDF Download

[PDF Protocols for early Treatment COVID and potentially other](#)

DR. ARDIS: PDF WITH PROTOCOL

GET EXCLUSIVE ACCESS TO LINKS & RESOURCES

NATURAL ALTERNATIVE FOR HYDROXCHLOROQUINE - MAKE THIS AT HOME - VIDEO

[HOME RECIPE FOR HYDROXYCHLOROQUINE \(HCQ\)](#)

NOTE: TONIC WATER HAS QUININE IN IT, WHICH IS THE ACTIVE INGREDIENT IN HCQ, HENCE THE NAME TONIC. Many people bought this in the early days of COVID to drink while ill and it helped them get better faster. I am not sure if it would work on it's own, but maybe if you are taking all the supplements and natural alternatives and have nothing else and you added tonic water with Quinine, it would be an aid in faster healing. It can't hurt to add it to whatever else you are taking. Quinine in tonic water is the active ingredient in HCQ. I know people who used this at the beginning of the COVID panic when we were told there were no treatments and it did help them heal faster. But watch out for HFCS in it. Get the organic type if you can afford it or try to find a brand without High Fructose Corn Syrup (HFCS).

NOTE: IT MUST SAY QUININE IN THE INGREDIENTS. NOT ALL MODERN DAY TONIC WATER HAS QUININE. WITHOUT QUININE IT IS JUST SUGAR WATER AND IT IS USELESS (except as a cocktail mix).

HCQ works best when taken as a prophylaxis, or very early on in the illness. If COVID is advanced, HCQ may not be quite as effective as Ivermectin or Budesonide. Or it may take longer to work. Ivermectin and Budesonide work even when in advanced stages. But even if taken later, HCQ has helped many people who have less comorbidities and are not as compromised in age and health. Many of the protocols combine the Ivermectin and HCQ depending on the area where the problem is located. Budesonide is used to prevent it from going into the lungs the minute you have breathing issues or when you first feel something coming on. Budesonide works well used early and with late use, but using it early stops the long term lung damage. Since everyone has heard about the success and the benefits of Ivermectin, Budesonide, and HCQ I will not dwell on these. But here are links to get them and to get a doctor to prescribe them and treat you. Dosage of Ivermectin is calculated according to body weight. The conversion chart is in the FLCCC Alliance link.

SITES FOR TREATMENTS PROTOCOLS AND TO GET A DOCTOR:

[PDF updated 8/28/2021 - Association of American Physicians and ...](#)

FLCCC ALLIANCE

This has a conversion chart for ivermectin dosages according to body weight.

[PDF Prevention & Early Outpatient Treatment Protocol for Covid-19](#)

Dosages throughout this article

[Ivermectin - FLCCC I-MASK+ Protocol for COVID-19 ...](#)

Home Recovery and Long Haul Symptoms Treatments

[FLCCC Alliance's I RECOVER Management Protocol For Long ...](#)

Home page with tabs for searches

[Home - FLCCC | Front Line COVID-19 Critical Care Alliance](#)

Treating Physicians

[The FLCCC Physicians - FLCCC | Front Line COVID-19 ...](#)

In Depth Protocols

[COVID-19 Protocols - FLCCC | Front Line COVID-19 Critical ...](#)

Dr. McCullough Recommendations

[Covid-19 Home Based Treatment](#)

AMERICAN FRONTLINE DOCTORS - AFLDS - Treatment Protocols

[Treatment Protocols - America's Frontline Doctors](#)

<https://americasfrontlinedoctors.org> - **Home Page- Doctor Contact List** - You will want to watch the video White Coat Summit series when you have time. So much information to set the record straight and stop the fear mongering. You will learn a lot.

[SPEAKWITHANMD.COM](#)

To get a doctor:

[How Do I Get HCQ? - America's Frontline Doctors](#) - NOT SURE HOW SUCCESSFUL YOU WILL BE GETTING A HOLD OF A DOCTOR, BUT IT WOULD NOT HURT TO TRY.

Some people get through very easily, others not. Just try. Payment for appointment is required up front, so maybe that is why some people do not get a response. You must pay to set up an appointment. Your request probably goes through once you pay. And it says onsite that they call back the sick first before others, so there can be a wait. Most people have told me they got a call within 2-3 days. And they give a contact number to call if you do not get a response. I have not been able to use them because of cost and since I was able to use overseas pharmacies to order protocol treatments I did that instead. If sick, I will call for advice for treatment if I need to and if I can afford to.

DOCTORS AND PHARMACIES: WITH AND WITHOUT PRESCRIPTION

[List of Doctors that will prescribe Ivermectin or Budesonide](#)

[List of Pharmacies that will fill Ivermectin or Budesonide](#)

TWO PHARMACIES I USED OVERSEAS

I used these next two overseas pharmacies. NO PRESCRIPTION REQUIRED. CHEAPER PRICES. YOU CAN LEAVE THE PRESCRIBING DOCTOR BOX EMPTY. All the overseas pharmacies require echeck, money order, or digital currency like bitcoin, etc. No credit/debit cards.

<https://www.reliablerxpharmacy.com>

My order was cheaper here than on the Canadian pharmacies I researched. It arrived within a week. Location is India where most of the meds are made anyway. Excellent service. There is an \$18 shipping fee, so order everything you want on the same order. They are cheaper in prices so

you save there instead of on the shipping. This site updates you regularly on tracking and shipment. Has customer service phone number that works.

<https://www.inhousepharmacy.vu> - Good service also but they took three weeks. And you do not get the notices you get with Reliable Rx. They do have free shipping on any size order, but they are a little more expensive. Not overly so though. This is based out of an Island off Australia and therefore may not have Ivermectin anymore since they banned it. The selection is not as big as on Reliable Rx Pharmacy. Has customer service phone number that works. I know other people who use this one. That is how I found out about it. They may still carry Ivermectin if they are allowed to mail it out. The ban might just apply to Australia only.

MY FREE DOCTOR - DOCTOR IS FREE ON THIS SITE- Dr Ben Marble's Site (Nobel Prize Nominee)

[MyFreeDoctor.com's Free Doctor consults all 50 states!](https://www.MyFreeDoctor.com) - **THIS IS LONG TERM CARE ALSO**

You will need to download the Medici App (I have not been able to do this on my computer. I can't do it on a phone so I was hoping I could download it onto my computer. Do these kind of apps work on a computer? Anyone know, let me know.)

<https://c19protocols.com/> - Includes all the different site protocols.

(And CHECK THIS OUT:) [myfreedoctor.com](https://www.myfreedoctor.com) (DR. BEN MARBLE AND DR. ARDIS SITE) -
FREE BOOTCAMP- Education
















www.CovidPatientGuide.com - Extensive list of protocols and doctor contacts.

www.C19Protocols.com - Lists of early and full treatment protocols

www.TheCovidRemedy.com Dr. Zelenko Simple Early Treatment Plan - (Full plan on his site link below)

HCQ_ 2x200mg/day Azithromycin- 500mg 1x/day Zinc - 50mg/day

Zelenko COVID-19 Early Treatment Protocol
<https://thezelenkoprotocol.com/>

	Day 1	Day 2	Day 3	Day 4	Day 5
HCQ 2x 200mg daily					
Azith 500mg 1x daily					
Zinc 50mg 1x daily					

5 day treatment at a cost of about \$20 that MIGHT save a life!

Dr. Richard Fleming

www.FlemingMethod.com/best-available-published-evidence
www.StopWorldControl.com/cures

DIRECT SITES:

<https://www.flemingmethod.com> - Dr. Richard Fleming

<https://vladimirzelenkomd.com> - Dr. Zelenko

[TREATMENT PROTOCOL](#)
[PROPHYLAXIS PROTOCOL](#)

<https://drleemerritt.com> **The Medical Rebel - Dr. Lee Merritt**

Use this next link below on Dr Lee Merritt's site to get the 10 PDF links . They are very short and have on hand information you may quickly access.

[IMPORTANT COVID INFORMATION / WHERE TO GET HYDROXYCHLOROQUINE](#)

<https://thedrardisshow.com> **Dr. Ardis Show -**

CLIP ONLY: Hospital Protocols are murdering Americans by prescribing remdesivir which causes renal failure with paper trail and proof.

Short clip from full talk. <https://www.bitchute.com/video/BKBpP5bIJ21B/>

Full Video:

<https://rumble.com/vloe0w-dr.-bryan-ardis-grand-rapids-mi-reawaken-america-tour.html> -----

(full video) - Hospital Protocols are murdering Americans by prescribing remdesivir which causes renal failure with paper trail and proof.

[Dr. Bryan Ardis: There's a cheap, effective and APPROVED ...](#) - Article with video links
Contains article with Info on the truth about remdesivir

VIRAL VIDEO:

**JOHN HOPKINS ILLUSTRATION PROVES COVID SHOTS ARE CAUSING THE
MAJORITY OF ILLNESS AND DEATH - 9 MINUTES**

<https://www.bitchute.com/video/EUImFegXZtWd/>